

1. Fill in the ○ under the letter that will make a word.  
Draw pictures of the words you made.

v\_\_n      o   a  
○   ○

d\_\_g      a   o  
○   ○

fl\_\_g      a   i  
○   ○

b\_\_at      u   o  
○   ○

t\_\_b      i   u  
○   ○

b\_\_ne      o   a  
○   ○

g\_\_at      e   o  
○   ○

tr\_\_e      e   o  
○   ○


pl\_\_ne      i   a  
○   ○

2. Circle the pictures in each row that begin with the same blend.  
Write the blend.

\_\_\_\_\_

\_\_\_\_\_


\_\_\_\_\_



\_\_\_\_\_

\_\_\_\_\_


\_\_\_\_\_



\_\_\_\_\_

\_\_\_\_\_

\_\_\_\_\_



3. Mark the vowels and read the words.

gātø

June

wish

leg

tone

hike

bead

sack

rock

fuss

